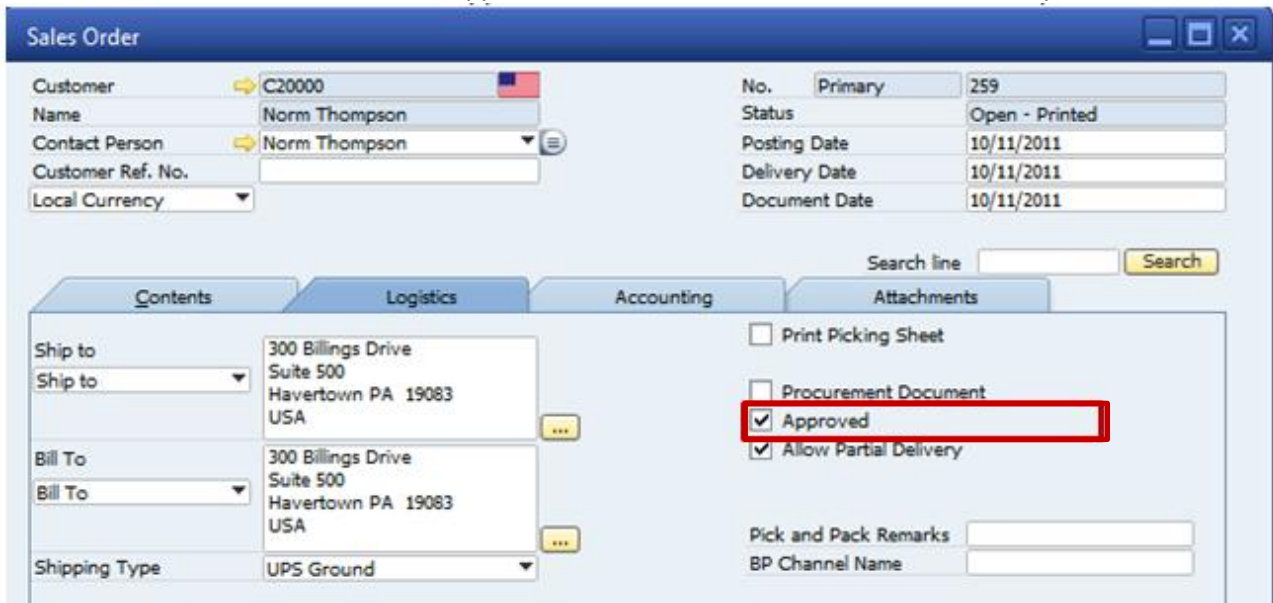


# Send email when sales order is approved

Summary	
Module	B1 Validation + Universal Function + B1 Print & Delivery
Level	Medium
Requirements	4.2.0.0

## Scenario

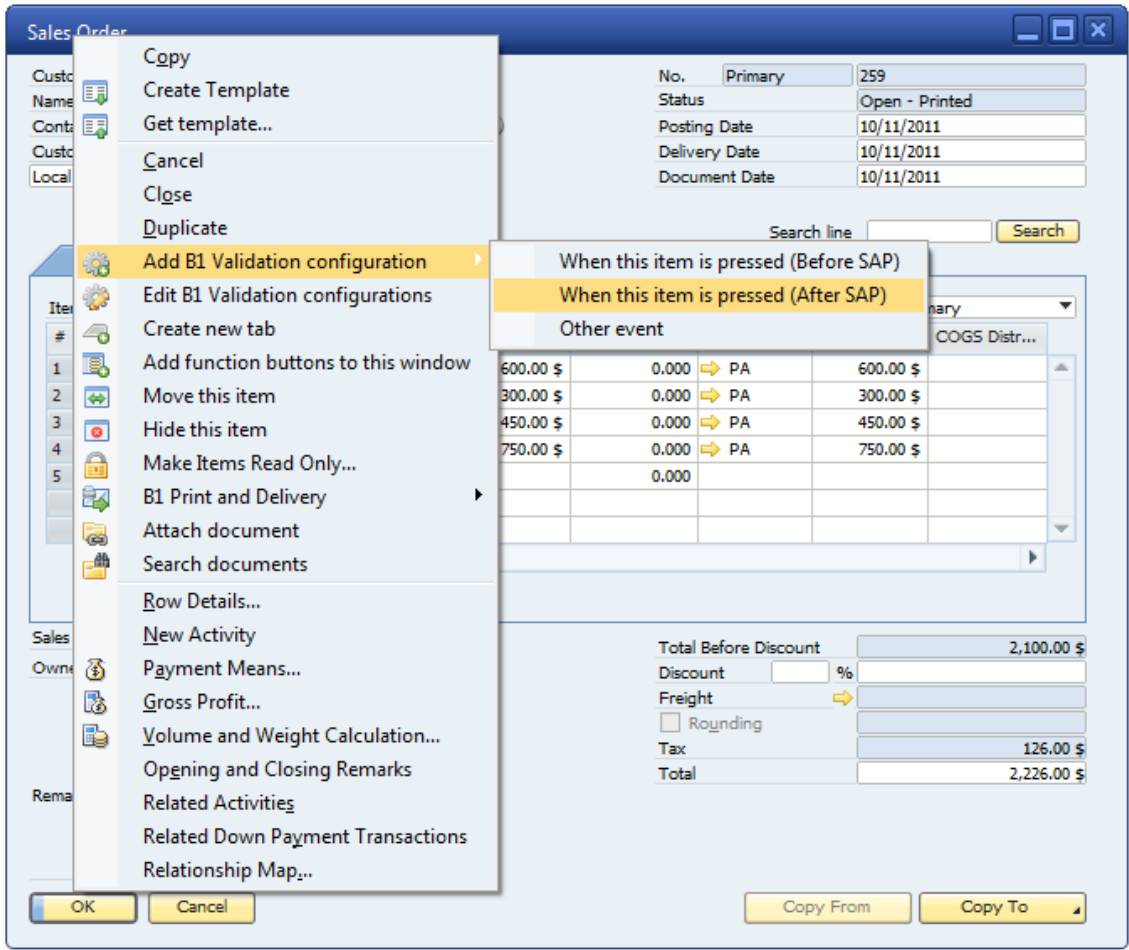
We want to send an email when the “Approved” checkbox is checked and the order is updated.



## Needed Configuration

We will need a B1 Validation Configuration and a Universal Function – Macro that will call a Print & Delivery configuration.

First go to the Sales order screen and right-click on the “Ok” button and select Add B1 Validation configuration -> When this item is pressed (After SAP)



This opens up the B1 validation

**B1 Validation Configuration**

Name:  Sort:  Number:

Users (Empty = All):    Include users  Exclude users

**Trigger**

Formtype:

Item:

Column:

Row:

Menu Uid:

FormMode:

Event:

BeforeAction:

ActionSuccess:

ItemChanged:

InnerEvent:

CharPressed:   Modifier:

**Condition**

No condition, just execute function

Simple condition

When item | (column) | Comparison type:

Value | Type | Execute function:

SQL Condition

```
IF($[136.0.0] = 'Y')
BEGIN
SELECT 'SEND_EMAIL' FOR BROWSE
END
```

Condition result	Function to execute
SEND_EMAIL	UF-040

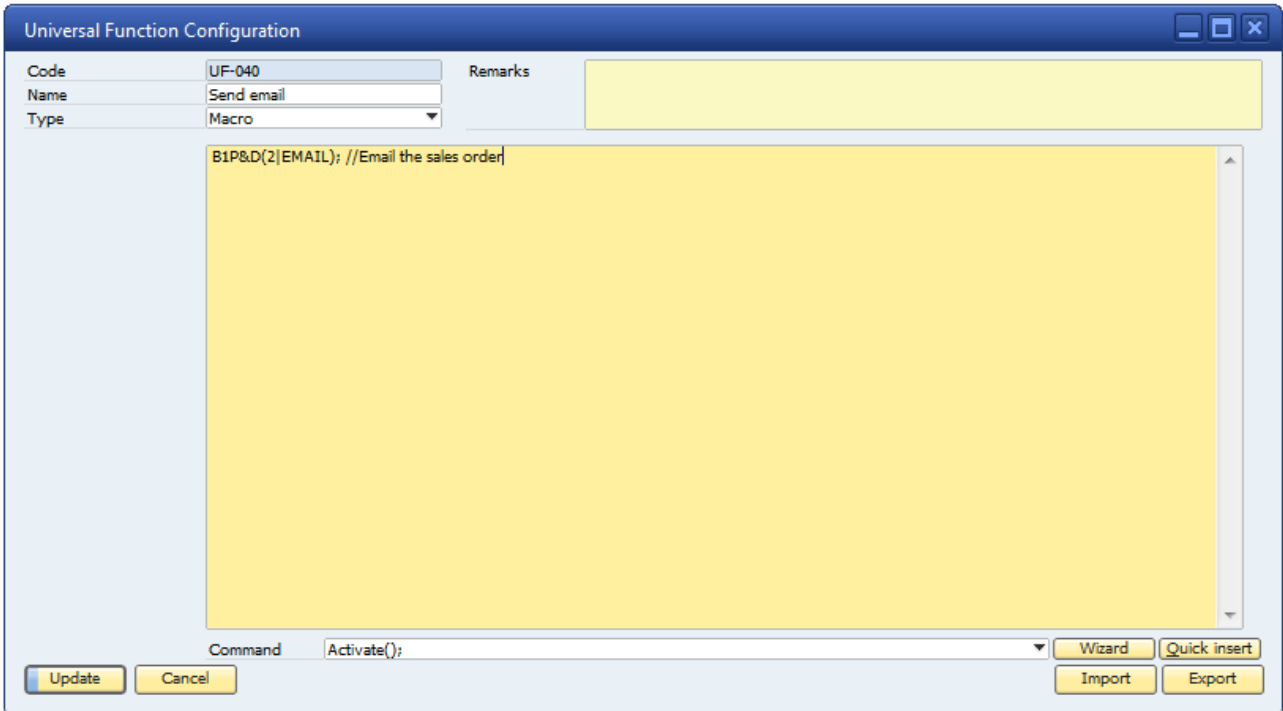
Active

You will have to change the trigger to match the above screenshot.

Now we create a simple SQL that will check if the checkbox is checked and if so call UF-040.

SQL for copy/paste:

```
IF($[136.0.0] = 'Y')
BEGIN
SELECT 'SEND_EMAIL' FOR BROWSE
END
```



The universal Function here will call the B1 Print & delivery configuration number two and ask it to email:

